



CD Copy Master

Document No.: CD Copy Master

CD Copy Master

Sonne Software Solution

<http://www.sonnesoftware.com>



CD Copy Master

Pages Order

Introduction.....	Pages 3
Features.....	Pages 4
How to use.....	Pages 5-11
How to buy.....	Pages 12
Company Information.....	Pages 13
FAQs.....	Pages 14-15



CD Copy Master

Introduction

CD Copy Master is a useful CD copy utility. With the program, you can copy all kinds of CD disc, and the copied CD would be all the same with original one; you can also use CD Copy Master to copy audio tracks from CD on your hard disk; rip audio tracks from a CD and save them to your hard drive in various audio formats, like MP3, WMA, OGG and other, and create custom audio CD from MP3, WAV, OGG and WMA files; and erase rewritable discs.

CD Copy Master supports both audio CD and data CD. It is the best choice to backup CD disc!



[Read CD](#): Read audio tracks from a CD and save them to your hard drive in various audio formats

[Write CD](#): Burn audio CD from MP3, MP2, AVI, WMA, and WAV files

[Copy CD](#): Copy all kinds of CD disc

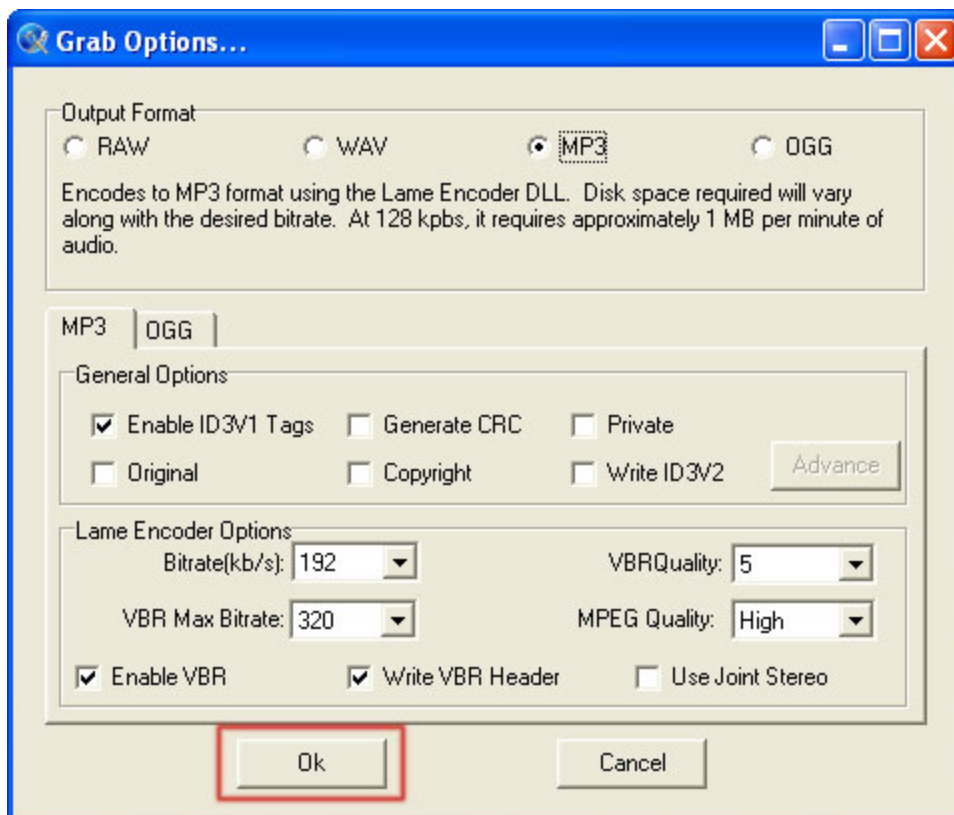
[Erase Disc](#): Erase rewritable discs.



CD Copy Master

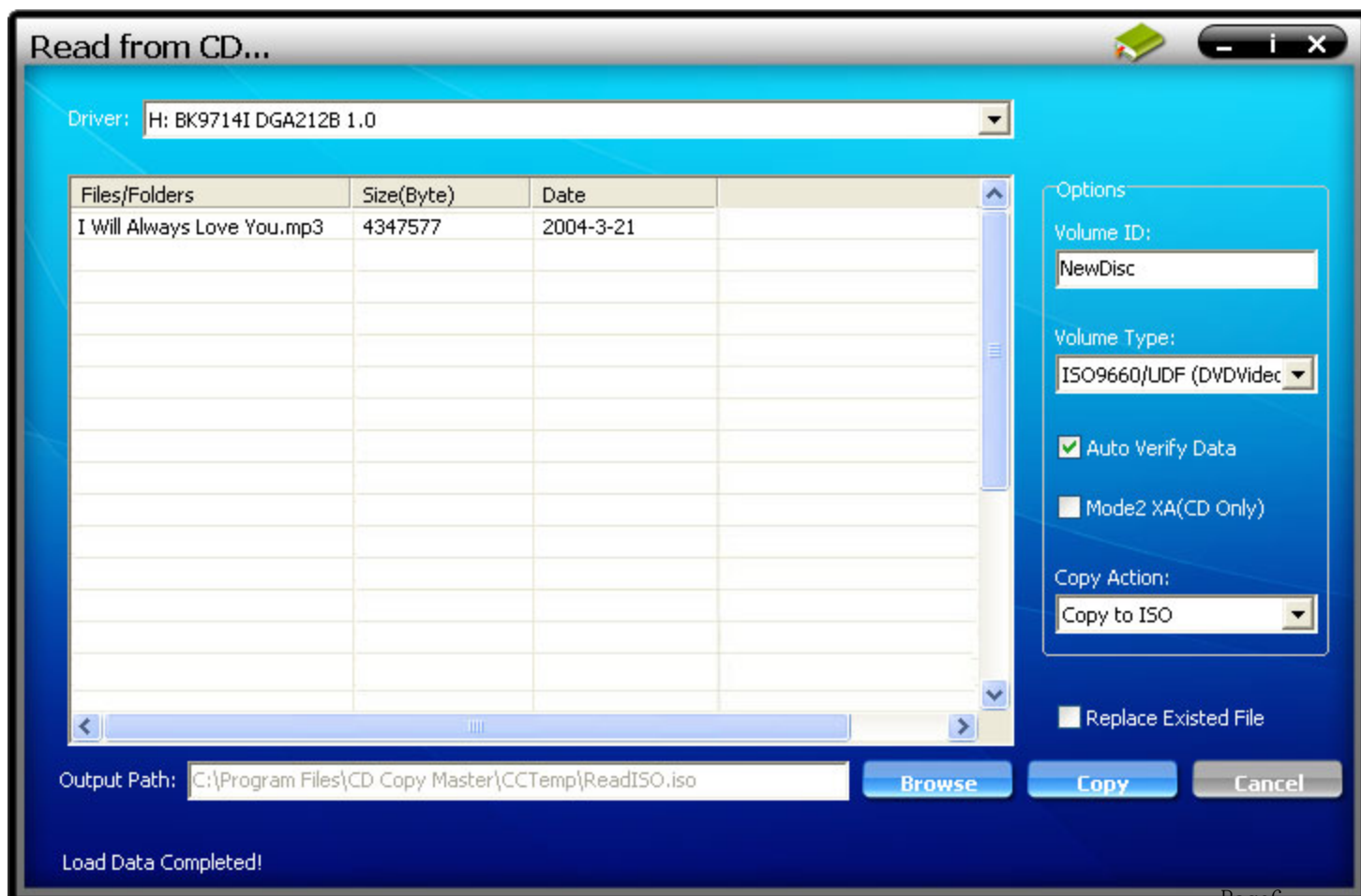
Features list:

- Copy both audio CD and data CD with best quality.
- Rip audio tracks from a personal CD and save them to your hard drive in various digital audio formats, like RAW, OGG, MP3 and WAV music files.
- Extract digital audio tracks from an audio CD into sound files on your hard disk.
- Write files to CD-R media.
- Erase the old data from CD-RW.
- Name the files which you want to rip, using information received from the CDDB source.
- Change and add the information obtained from the audio sources such as name of artist, album and tracks.
- Visually judge the progress of the ripping process.
- Easy-to-use and user-friendly interface.



6. Click "OK" button to start extracting all checked tracks

Read data CD



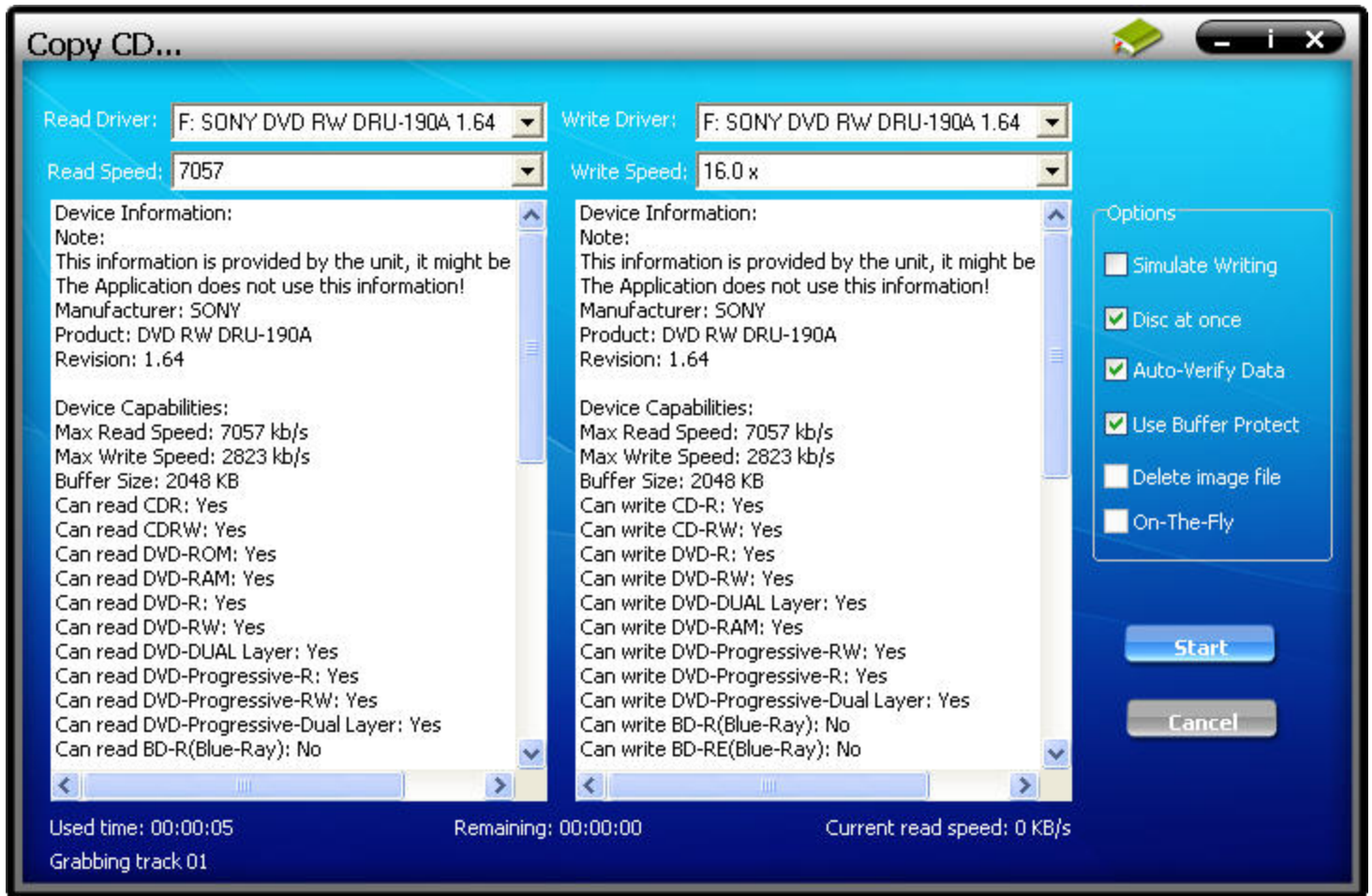
1. Start the program.
2. Place a data CD into the CD drive on your computer and hit the "Read CD" button on start window. CD Copy Master will automatically load files from your CD.
3. Click "Browse" button to set output directory. The default output directory is the directory where you installed CD Copy Master.
4. Click "Copy" button to copy data CD.



CD Copy Master

Copy CD

CD Copy Master can copy all your CD disks to blank CD including MP3 music, audio CD, office documents, games, photos, and any other discs you might have. It makes true copies without any quality loss and supports all known drives and all kinds of CD media. Simply insert the disk you want to copy and let CD Copy Master do the rest.



1. Start the program.
2. Insert the CD you want to copy into CD drive, and insert a blank CD into CD writer. CD Copy Master will automatically load CD data.
3. Select read driver, read speed, write driver and write speed from related drop lists.
4. Tick the check box of options you desired to respond each operation.
5. Click "Start" button to copy CD!

Tips:

What does "Disc at once" do: Enable this box to perform DAO mode when burning; uncheck the box to perform TAO mode when burning.

awTAO: Disc is written in Track-at-Once mode and disc is closed.

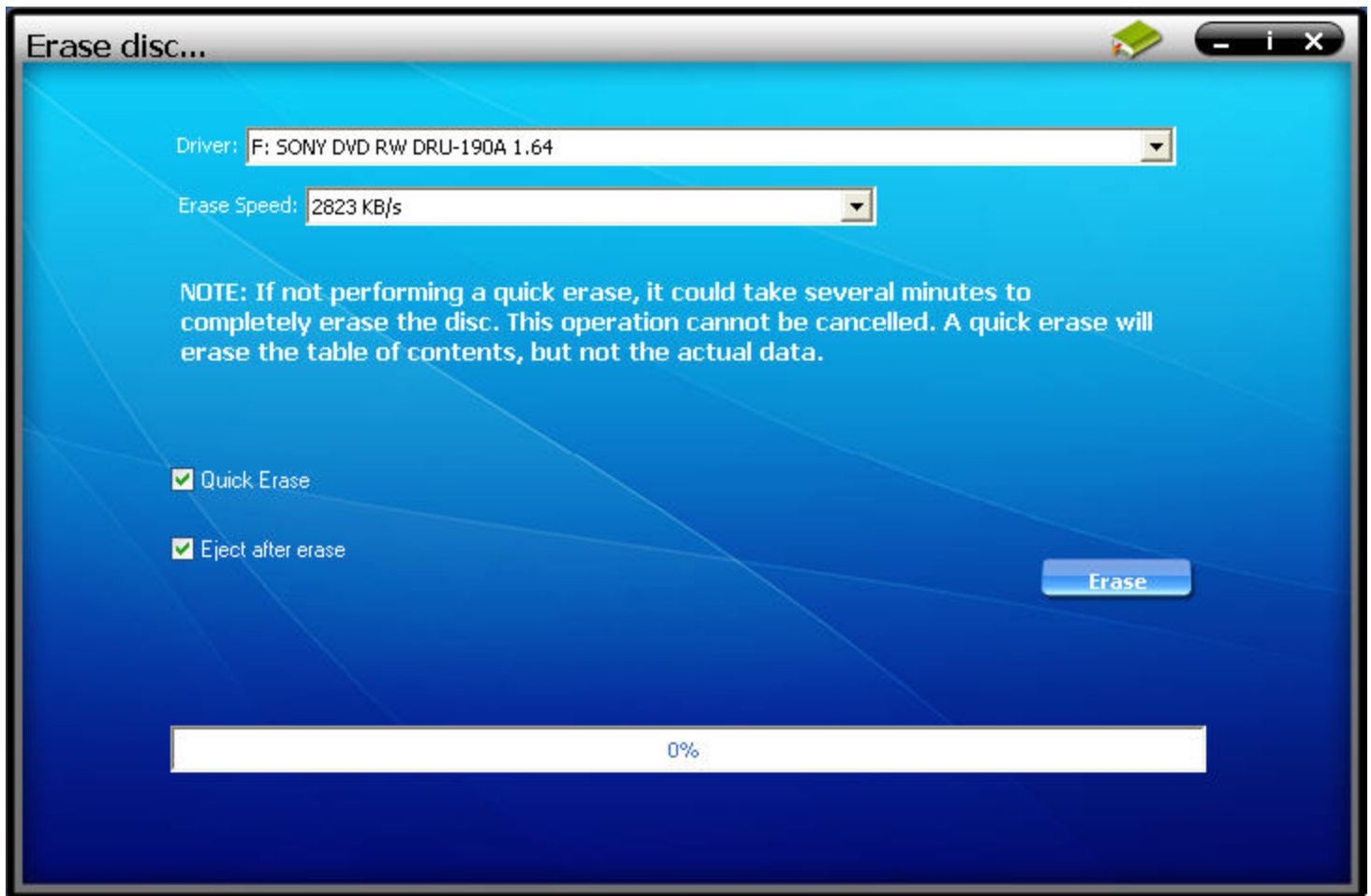
awDAO: Disc is written in any valid Disc-at-Once mode and disc is finalized (closed).

What does "On-The-Fly" do: Enable this box to copy directly from disk to disk.



Erase Disc

CD Copy Master can help you to erase the old data from CD-RW.



1. Start the program.
2. Insert the CD you want to erase.
3. Select driver and erase speed.
4. Click "Eject" button to eject CD!
5. Click "Erase" button to erase CD!



CD Copy Master

Purchase CD Copy Master

As soon as you make your order, our resellers will verify it. Your order will most likely be processed within 1 hour, but in some VERY rare cases it may take resellers more than 24 hours to process your payment.

The registration key will be automatically generated at our server and e-mailed to you immediately after we receive payment confirmation from our e-commerce reseller.

Please do not worry if you haven't received the registration information right away. Delays usually occur due to the high security settings of spam filters used by our clients. Our message may be rejected as a spam message by the mail service you use.

If you haven't got the registration message within several hours, feel free to contact our [Support Team](#) via email.



Why CD Copy Master

Save Time

- It is outstanding both in speed and audio quality
- The easy-to-use interface helps you catch on to the system quickly.

Save money

- It is your one-way ticket to CD grabbing, burning, copying and erasing.
- 30-day money-back guarantee if you are not satisfied with it!

Do more with your audio files

It meets all your needs for audio tools. It integrates CD burner, CD ripper, CD copier and CD eraser.

Easy-to-use

With step-by-step manual, enjoyable interface and one-click process, you will greatly enjoy your audio experience with CD Copy Master.



CD Copy Master

About Sonne Software Solution

Sonne Software Solution is an innovative, young and promising company that specializes in developing innovative video and audio solutions for end-users and professional developers. We develop a range of award-winning digital media creations that make your work with digital video and audio smooth and effective.

We always try our best to offering you the best software products and let you remain on the cutting edge of high technological advances.

Contact Us

Address:

2596 Bel Air Dr

Iuka MS 38811

USA

We love to hear from our customers. You can ask questions, report problems and give us your comments and suggestions.

Customer support : support@sonnesoftware.com

Worldwide sales: sales@sonnesoftware.com

CD Copy Master

Product ID: 1315232



<http://www.sonnesoftware.com>



Frequently Asked Questions

Q: I can't find my registration code or my registration code doesn't work.

A: For any reason your registration code becomes invalid or lost just send an e-mail at support@sonnesoftware.com together with the details of your previous registration.

Q: What are ID3 Tags?

A: ID3 tags are information about an MP3 file, such as the artist, album, title, year, track, genre, comments, lyrics and even custom comments. ID3 tags are optional information that can be added when the audio file is created (encoded). The following Tag fields are available for you to track important music information. Each music file can contain info in every available field.

Artist - The name of the Artist who performed the song.

Album - The name of the CD (not always the name of the artist).

Genre - The style of music this song is i.e...rock, rap, classical etc.

Year- Year of publication of the music.

Q: I can't rip any tracks at all. Help!

A: Try to change the jitter correction in the Settings. If that doesn't work, in the Settings dialog, try using the "Autodetect" read method. If it still doesn't work, try the others individually. If none of this helps, send an email to support@sonnesoftware.com with the make and model of your CD rom, operating system (Win2000/2003/XP/Vista), whether it's a SCSI, ATAPI, CD-R, etc. and a description of the problem. It's also possible that your drive simply doesn't support digital audio extraction -- while most SCSI drives support digital audio extraction, not all IDE drives do.

Q: I can rip, but it seems to rip very slowly.

A: Try checking the "On Error" jitter correction in the "CD Options" page. This mode is faster than the "Always" setting, and should produce results comparable to "Always".

Q: How can I tell if my CD supports digital audio extraction?

A: If Power Music CD Grabber doesn't seem to work with your CD, try a different program -- you can find many shareware and freeware programs at <http://www.sonnesoftware.com>.

Q: How about the system requirements?

A: Your computer system must meet the following specifications:

1. Microsoft Windows 2000/2003/XP/Vista (all of the last updates installed are recommended)
2. Intel or AMD or compatible processors at 1000 MHz minimum

3. RAM 128 megabytes (MB)
4. Minimum 50 MB of free hard disk space (When you create an MP3 CD with folders and subfolders, it is required to create a disc image on your hard drive first. For this purpose you need to have approximately 700MB of free space on your hard drive for proper program performance.)
5. Administrative permissions are required
6. Sound card
7. CD Burner ROM for writing empty CD
8. CD-R/RW

Q: Is Technical Support provided?

A: Yes! FREE technical support is provided for all registered users of our products. If you have any queries, suggestions or feedback, please feel free to contact our technical team via support@sonnesoftware.com

Q: How to report bugs?

A: Please email any bugs or suggestions to support@sonnesoftware.com . Generally, you will get our support within 24 hours.

Q: Is the online order secure?

A: Yes, we use the online ordering services provided by PayPal and Avangate, they are 100% safe.

Q: What is Disc-At-Once?

A: DAO is a method of writing CD in which one or more tracks are written in a single operation, and the CD is closed, without ever turning off the writing laser. CD Copy Master writes Audio CD in DAO mode. Audio CD burner automatically supports DAO mode.